

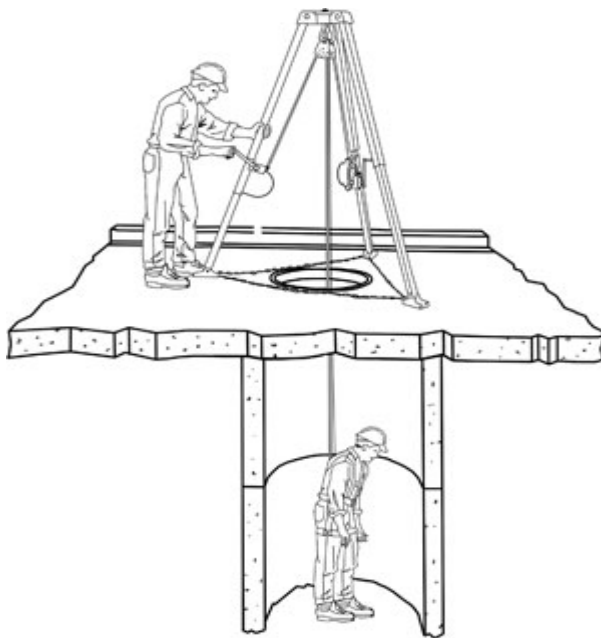
STEMAR EQUIPMENT & SUPPLY CO., INC.

Serving Underground Construction Since 1922

Tripod System

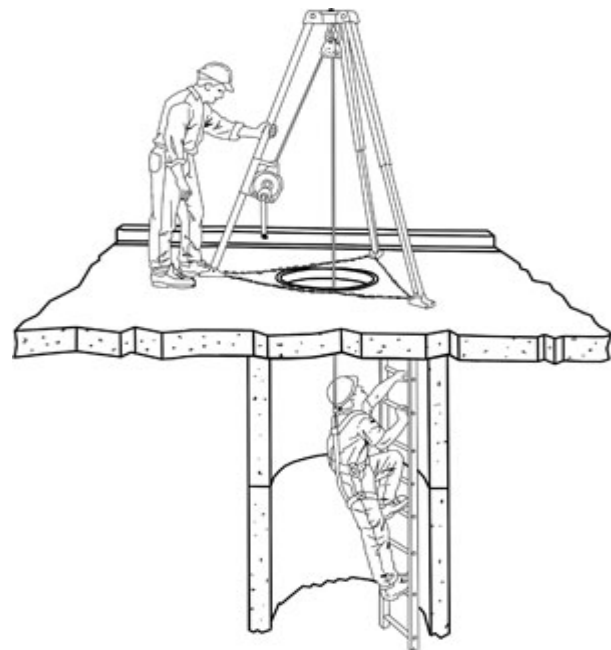


Each Tripod system (Model T-100S) is composed of a Tripod, 3-Way fall arrest device with lowering and retrieval capabilities and a Personnel or Material Winch. The 7 ft. and 9 ft. Tripods are tested to support a static load of 5,400 lbs. The 10 ft. Rescue Tripod is designed for use with two people. Tested to support a static load of 10,000 lbs



MSE Tripod System for confined space without a ladder. This system includes following components.

1. [Tripod](#) (Models: T100-7 or T100-9)
2. [Work winch](#) (Model 140) or [Personnel winch](#) (Model 142)
3. [3-way](#) Fall protection and recovery winch (Model 2005)



MSE Tripod System for confined space with a ladder. This system includes following components.

1. [Tripod](#) (Models: T100-7 or T100-9)
2. [3-way](#) Fall protection and recovery winch (Model 2005)

TRIPODS



MSE's 7 ft. or 9 ft Tripod.




MSE's 10 ft. Rescue Tripod (for two men).

Model:	T100-7	T100-9	T100-10
Height, ft.	7	9	10
Working Load, lbs.	310	310	620
Distance between legs, in.	61	74	90
Weight, lbs.	41	47	72
Tested static load	5400	5400	10000

WINCHES

3-Way Fall Protection and Recovery Winch (Model 2005)



3-way Fall Arrest and Recovery Unit Model 2005. Multi-functional fall arrest/retrieval device protects a worker from falling and has integral winch mechanism that allows a worker to be raised or lowered to safety quickly and easily.

Working Load, lbs	310
Lifeline Cable	Galvanized, Stainless Steel
Cable Diameter, in.	3/16
Length of Cable, ft.	50 - 100
Weight, lbs.	47
Locking Speed, ft./sec.	4-5
Stopping Distance, in.	Less than 24

Personnel Winch (Model 142)



MSE Personell Winch. Model 142. Designed for raising or lowering an employee into a work position or for use in rescue operations.

Working Load, lbs	310
Lifeline Cable	Galvanized, Stainless Steel
Cable Diameter, in.	3/16
Length of Cable, ft.	50 - 100
Weight, lbs.	36
Locking Speed, ft./sec.	4-5

Work Winch (Model 140)



MSE Work Winch. Model 140. Designed for use with Fall Protection and Rescue Systems and are used for lowering and raising material or part. Holds a load in place when raising or lowering is stopped or when the crank is released.

Working Load, lbs	310
Lifeline Cable	Galvanized, Stainless Steel
Cable Diameter, in.	3/16
Length of Cable, ft.	50 - 100
Weight, lbs.	32

-----MANUFACTURING AND WHOLESALE CONSTRUCTION EQUIPMENT-----

SALE • RENTAL • SERVICE

353 SOUTH CENTRAL AVENUE • LOS ANGELES, CA 90013-1784

(213) 625-0185 • (800) 992-0100 • 24 HR. FAX (213) 625-0826

www.stemarinc.com